SLB6304P

Socomec SLB Load Break Switch kit, w/ External Handle, 4P 630A

LOAD BREAK SWITCHES



Component type	Switch disconnector
Range	SLB
Model	N/A
Product status	Existing

Compact switching solutions from 125A up to 5000A, the SLB range of load break switches are a proven, reliable design. Severe load duty categories (AC-22 and AC-23) are well suited to the arduous switching of motors, main switch isolation and disconnection of other loads.

ELECTRICAL	Rated permanent current at AC-21, 400 V	630 A
	Rated uninterrupted current Iu	630 A
	Number of poles	4
	Rated operation power at AC-23, 400 V	280 kW
	Rated operation current Ie at AC-23a, 400 V	500 A
	Rated operation current Ie at AC-23a, 500 V	315 A
	Rated operation current Ie at AC-23a, 690 V	160 A
	Rated operation current Ie at DC-23, 220 V	1250 A
	Rated operation current Ie at DC-23a, 500 V	1000 A
	Rated short-time withstand current Icw	25 kA
	Rated insulation voltage Ui	1000 V
	Rated impulse withstand voltage Uimp	12 kV
	Type of control element	Long turning handle
	Rated permanent current at AC-23, 400 V	500 A
	Number of auxiliary contacts as normally closed contact	0
	Number of auxiliary contacts as normally open contact	0
	Number of auxiliary contacts as change-over contact	0
CONSTRUCTION	Degree of protection (IP), front side	IP65
	Version as main switch	Yes
	Version as reversing switch	No
	Number of switches	1
	Suitable for front mounting 4-hole	No
	Suitable for front mounting centre	No
	Suitable for distribution board installation	Yes

Published on 24 July 2026

SLB6304P

Socomec SLB Load Break Switch kit, w/ External Handle, 4P 630A

LOAD BREAK SWITCHES

CONSTRUCTION	Suitable for intermediate mounting	No
	Interlockable	Yes
MECHANICAL	Padlock locking	Yes
DIMENSIONS	Height	260 mm
	Width	270 mm
	Depth	110 mm
	Conductor cross section solid (solid, stranded)	150-300 mm²
	Connectable conductor cross section	150-300 mm²

DIMENSIONAL DIAGRAM

SIRCO 125 to 630 A and SIRCO AC 200 to CD 630 A

Direct front operation

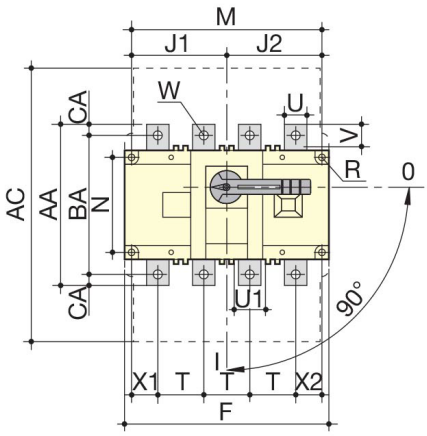

1. Terminal shroud

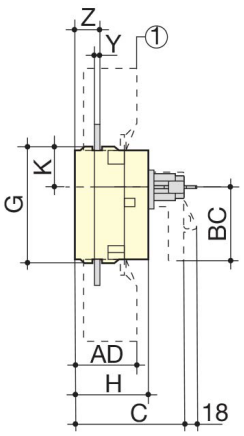

External front operation

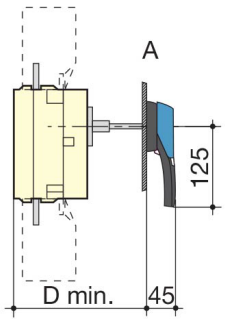

1. S2 type handle

Rating(A) SIRCO	Rating(A) SIRCO AC	C	D min	AC	AD	F 3p.	F 4p.	G	H	J1 3p.	J2 4p.	J2	K	BC	M 3p.	M 4p.	N	R	T	U	U1	V	W	X1 3p.	X1 4p.	X2	Y	Z	AA	BA	CA
		Overall Dim.		Terminal shrouds																											
125...160		115	125	235	50	140	170	93	65	45	75	75	31.5	80	120	150	65	5.5	36	20	20.5	25	9	28	22	20	3.5	20.5	135	115	10
200...250	200...250			280	60	180	230	108	75	55	105	105	34	115	160	210	80	5.5	50	20	25.5	21.5	11	33	33	27	3.5	22.5	160	130	15
	315																			35											
315...400	400...500	160	165	401	89	230	290	170	110	75	135	135	55	115	210	270	140	7	65	32	45.5	29	11	42.5	37.5	37.5	5	36	235	205	15
500	-																						13								
630	CD 630																			45		41.5							260	220	20

Published on 24 July 2026