LTHH250C110VDC

Microelettrica Contactor Coil for LTHH250 1Pole NO 110VDC

ELECTRICAL ENGINEERING PRODUCTS



Component type	Coil for relay
Range	Contactor
Model	N/A
Product status	Existing

The Microelettrica contactors are designed for railway rolling stock and fixed applications offering high reliability and low maintenance. High performance is achieved through a strongly optimised design, ensuring a robust dimensioning of components with reduced weight and cost savings while fully containing the electric arc inside the arc-chute.

ELECTRICAL

Voltage type for actuating	DC
Control supply voltage Us at DC	110 V

Published on 25 June 2026

LTHH250C110VDC

Microelettrica Contactor Coil for LTHH250 1Pole NO 110VDC

ELECTRICAL ENGINEERING PRODUCTS

DIMENSIONAL DIAGRAM

LTHH 40



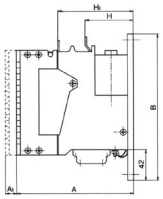

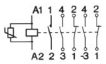



LTHH 100



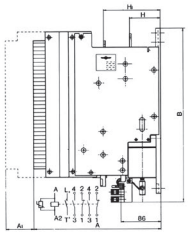

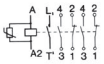



LTHH 250



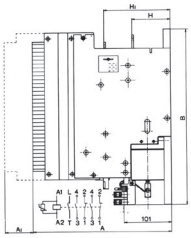

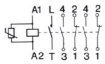



CARATTERISTICHE MECCANICHE CONTATTORI LTHH - MECHANICAL CHARACTERISTICS LTHH CONTACTORS

TIPO TYPE	AUSILIARI AUXILIARY	PESO WEIGHT	TEMPO MANOVRA ms OPERATION TIME ms		INGOMBRI MAX mm OVERALL DIMENSIONS mm					ATTACCO CAVI CABLE TERMINALS		
LTHH	N. MAX MAX N.	Kg	CHIUSURA CLOSING	APERTURA OPENING	A	A'	B	C	H	H'	s x l	Ø
40	2NO+2NC	1,6	50	24	158	15	200	44	65	102	2x15	5,5
100	2NO+2NC	6,5	90	24	274	60	374	60	66,5	122,5	4x15	6,5
250	2NO+2NC	8,7	100	22	295	60	374	70	82	142	4x20	8,5

Vita meccanica / Mechanical life ≥ 2 x 10⁶ operazioni senza manutenzione / operations without maintenance



PIASTRA DI FISSAGGIO - MOUNTING PLATE

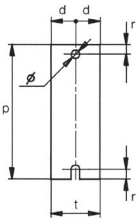

TIPO/TYPE LTHH	DIMENSIONI DI FISSAGGIO MOUNTING DIMENSIONS p	t	d	r	Ø	DISTANZE DA PARTI ADIACENTI CLEARANCES FROM ADJACENT PARTS x	y
40	200	40	20	8	7	35	50
100	355	50	25	10	9	50	80
250	374	60	30	14,5	11	50	80

DISTANZE MINIME DI MONTAGGIO
MINIMUM MOUNTING DISTANCES

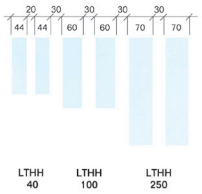

POSIZIONE DI MONTAGGIO
MOUNTING POSITION

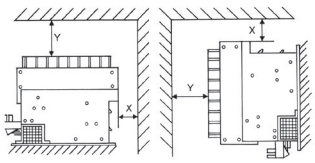

Published on 25 June 2026