LTHH250110VDC

Microelettrica Contactor LTHH250 1Pole 110VDC Coil 2NO 2NC Contact Auxiliary

ELECTRICAL ENGINEERING PRODUCTS



Component type	Power contactor, DC switching
Range	Contactor
Model	N/A
Product status	Existing

The Microelettrica contactors are designed for railway rolling stock and fixed applications offering high reliability and low maintenance. High performance is achieved through a strongly optimised design, ensuring a robust dimensioning of components with reduced weight and cost savings while fully containing the electric arc inside the arc-chute.

ELECTRICAL	**Number of normally open contacts as main contact**	1
	Max. rated current (Ith) at rated voltage DC	250 A
	Voltage type for actuating	DC
	Control supply voltage Us at DC	110 V
	Number of auxiliary contacts as normally open contact	2
	Number of auxiliary contacts as normally closed contact	2
DIMENSIONS	**Height**	421 mm
	Width	70 mm
	Depth	295 mm
	Weight	8 kg

Published on 24 June 2026

LTHH250110VDC

Microelettrica Contactor LTHH250 1Pole 110VDC Coil 2NO 2NC Contact Auxiliary

ELECTRICAL ENGINEERING PRODUCTS

DIMENSIONAL DIAGRAM

LTHH 40



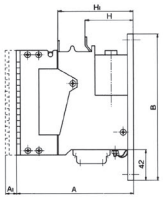

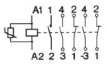



LTHH 100



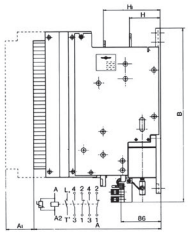

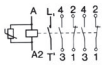



LTHH 250



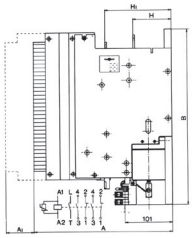

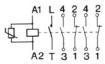



CARATTERISTICHE MECCANICHE CONTATTORI LTHH - MECHANICAL CHARACTERISTICS LTHH CONTACTORS

TIPO TYPE LTHH	AUSILIARI AUXILIARY N. MAX MAX N.	PESO WEIGHT Kg	TEMPO MANOVRA ms OPERATION TIME ms CHIUSURA CLOSING	APERTURA OPENING	INGOMBRI MAX mm OVERALL DIMENSIONS mm A	A'	B	C	H	ATTACCO CAVI CABLE TERMINALS H'	s x l	Ø
40	2NO+2NC	1,6	50	24	158	15	200	44	65	102	2x15	5,5
100	2NO+2NC	6,5	90	24	274	60	374	60	66,5	122,5	4x15	6,5
250	2NO+2NC	8,7	100	22	295	60	374	70	82	142	4x20	8,5

Vita meccanica / Mechanical life ≥ 2 x 10⁶ operazioni senza manutenzione / operations without maintenance



PIASTRA DI FISSAGGIO - MOUNTING PLATE

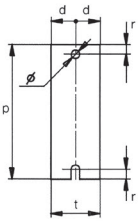

TIPO/TYPE LTHH	DIMENSIONI DI FISSAGGIO MOUNTING DIMENSIONS p	t	d	r	Ø	DISTANZE DA PARTI ADIACENTI CLEARANCES FROM ADJACENT PARTS x	y
40	200	40	20	8	7	35	50
100	355	50	25	10	9	50	80
250	374	60	30	14,5	11	50	80

DISTANZE MINIME DI MONTAGGIO / MINIMUM MOUNTING DISTANCES

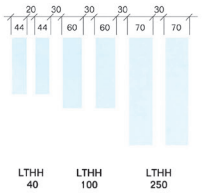

POSIZIONE DI MONTAGGIO / MOUNTING POSITION

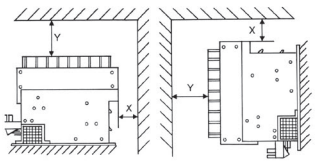

Published on 24 June 2026