LE2125261

Sprecher and Schuh L2 Cam Switch Switch Body 3 Position with Off 12A Panel Mount

CAM SWITCHES



Component type	Off-load switch
Range	L2 Cam Switch
Model	N/A
Product status	Existing

The Sprecher + Schuh L2 range of rotary cam switches is designed for use in control and load switching-based applications rated up to 25A. Available in a wide range of faceplate designs, frame sizes, and switch body designs with accessories to suit various switching configurations. The modular construction allows for quick and easy assembly and installation while providing reliable operation.

ELECTRICAL	Number of poles	1
	Rated operation current Ie at AC-15, 230 V	5 A
	Rated operation current Ie at AC-15, 400 V	3 A
	Rated operation current Ie at AC-22a, 690 V	12 A
	Rated operation current Ie at AC-22a, 220-500 V	12 A
	Rated operation current Ie at AC-21a, 690V	12 A
	Rated operation current Ie at AC-1, 690V	12 A
	Ithe, thermal current (enclosed)	12 A
	Ith, thermal current (open)	16 A
	Number of auxiliary contacts as normally closed contact	0
	Number of auxiliary contacts as normally open contact	0
	Number of auxiliary contacts as change-over contact	0
	Type of electrical connection of main circuit	Screw connection
CONSTRUCTION	Mounting method	Front mounting
	Material housing	Plastic
	Wire/conductor size, rigid cable	1-2.5 mm²
	Wire/conductor size, flex cable	1-2.5 mm²
	Degree of protection (IP), front side	IP20
	Suitable for front mounting	Yes
	Complete device in housing	No
MECHANICAL	With zero (off) position	Yes
	Mechanical life (service cycles)	1000000 cycles
	Number of switch positions	4
	With retraction in 0-position	No

Published on 29 October 2026

LE2125261

Sprecher and Schuh L2 Cam Switch Switch Body 3 Position with Off 12A Panel Mount

CAM SWITCHES

DIMENSIONS	Depth	54 mm
	Width	42 mm
	Height	42 mm
ENVIRONMENT	Operating temperature	-25…60 °C

Published on 29 October 2026

LE2125261

Sprecher and Schuh L2 Cam Switch Switch Body 3 Position with Off 12A Panel Mount

CAM SWITCHES

DIMENSIONAL DIAGRAM

LE2 Panel Mount - Screw Fixing

Dimensions are in millimeters (inches). Dimensions not intended for manufacturing purposes.

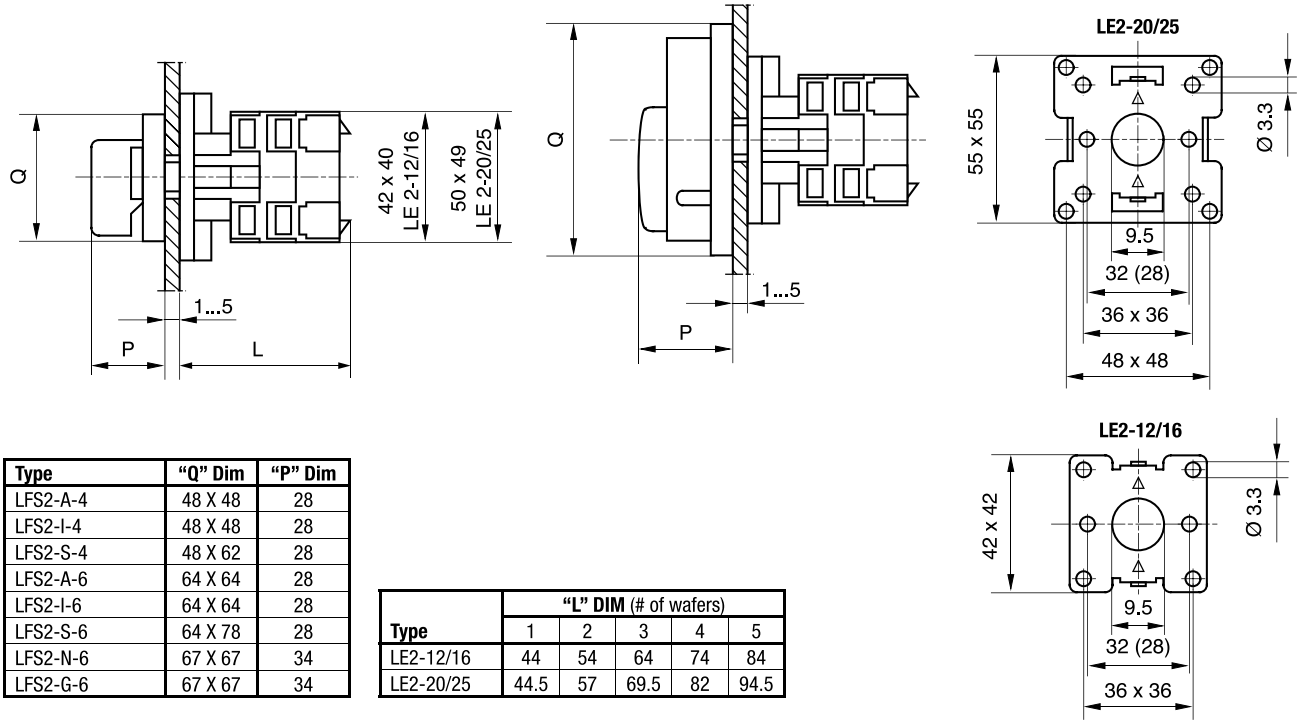

Type	"Q" Dim	"P" Dim
LFS2-A-4	48 X 48	28
LFS2-I-4	48 X 48	28
LFS2-S-4	48 X 62	28
LFS2-A-6	64 X 64	28
LFS2-I-6	64 X 64	28
LFS2-S-6	64 X 78	28
LFS2-N-6	67 X 67	34
LFS2-G-6	67 X 67	34

Type	"L" DIM (# of wafers)				
	1	2	3	4	5
LE2-12/16	44	54	64	74	84
LE2-20/25	44.5	57	69.5	82	94.5

LE2 Panel Mount - Central Nut Fixing

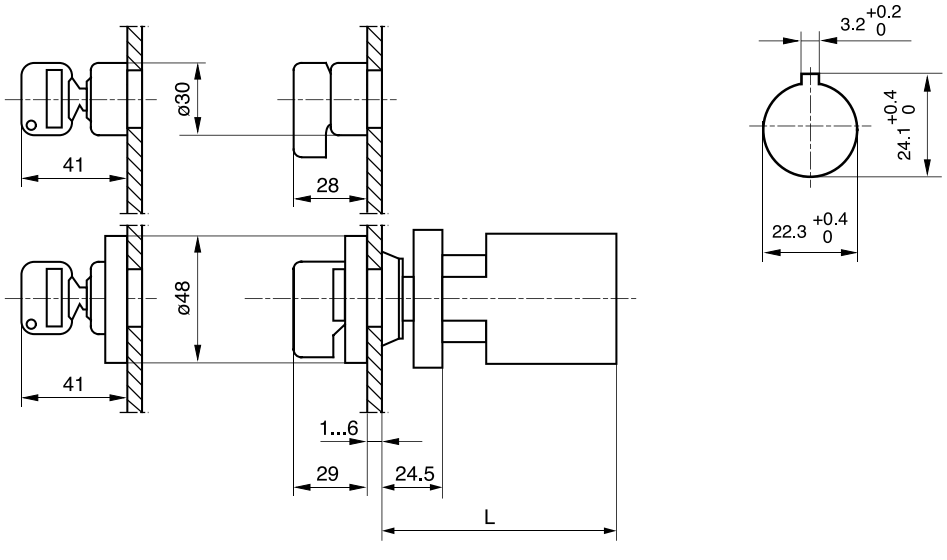

Type	"L" DIM (# of wafers)				
	1	2	3	4	5
LE2-12/16	67.5	77.5	87.5	97.5	107.5
LE2-20/25	69	81.5	94	106.5	119

Published on 29 October 2026

LE2125261

Sprecher and Schuh L2 Cam Switch Switch Body 3 Position with Off 12A Panel Mount

CAM SWITCHES

ELECTRICAL CONNECTION DIAGRAM

5261

Wafer	Contact	0	1	2	3
4	15-16				
	13-14				
3	11-12				
	9-10				
2	7-8				
	5-6				X
1	3-4		X		
	1-2			X	
	POS				

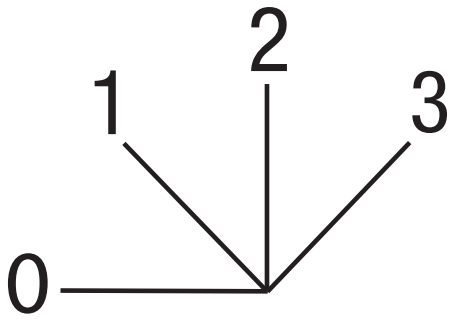

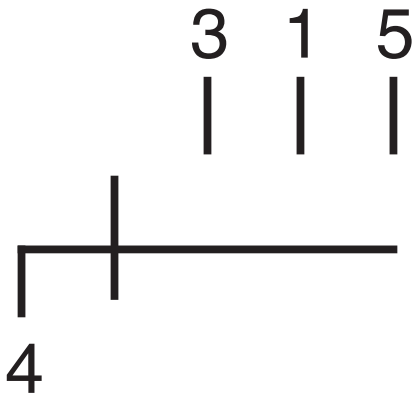

Published on 29 October 2026