


XC100024U

NHP Terasaki TemBreak 2 TemWay XC Chassis 1 x 400A T-off
RHS 12 x 250



Component type	Distributor assembly busbars
Range	XCP
Model	N/A
Product status	Phased Out

NHP's Moulded Case Circuit Breaker chassis system offers an efficient and reliable solution for mounting MCCBs in groups as part of a larger power distribution system. TemWay XCP chassis busbar systems are available in a double-sided configuration and are suitable for most TemBreak PRO 250A and 400A MCCBs. The XCP chassis includes fully insulated 1000A main busbars and top and bottom feed options.

ELECTRICAL

Rated current	1000.0 A
Number of poles	24.0
Number of phases input	3-phase
Nominal voltage	690.0 V
Short time withstand current I_{cw} , 0.5 sec	65.0 kA
Short time withstand current I_{cw} , 1 sec	50.0 kA

CONSTRUCTION

Assembly arrangement	35mm pitch
----------------------	------------

DIMENSIONS

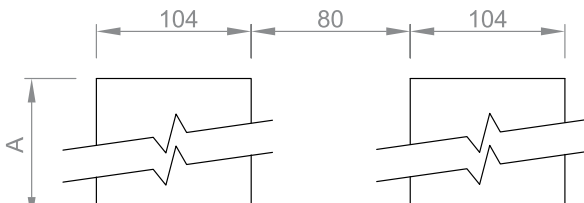
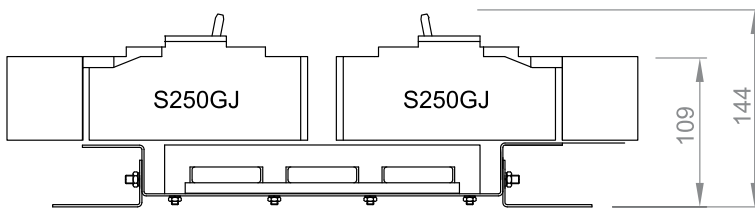
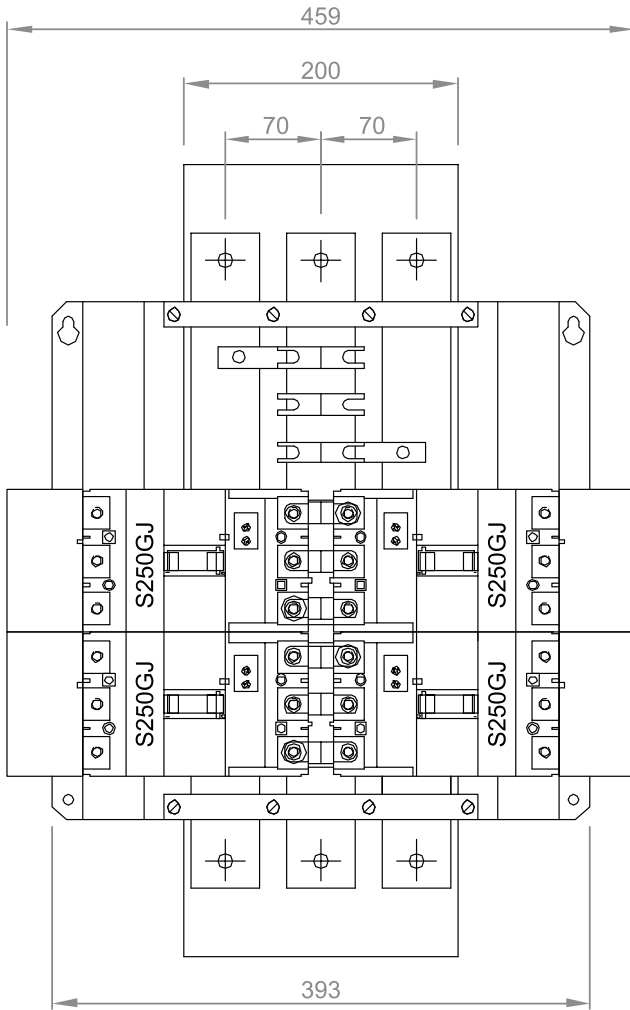
Height	685.0 mm
Depth	109.0 mm
Height (pan)	485.0 mm

XC100024U

NHP Terasaki TemBreak 2 TemWay XC Chassis 1 x 400A T-off
RHS 12 x 250



DIMENSIONAL DIAGRAM



General and Ordering Information

- Dual feed (universal type) standard
- Busbar - 1000 A (50.0 x 9.5 mm) type tested to 50 kA 1 sec. and 65 kA 0.5 sec.
- Maximum chassis combinations available, 2 x 400 tee offs with 6 x 250 tee offs, 1 x 400 tee off with 7 x 250 tee offs.
- Maximum of 2 x 400 tee offs.
- S250PE MCCBs are not suitable for XC Chassis. Refer PXB or HC Chassis for S250PE
- 125 A Frame MCCB tee offs available on request for XC chassis

XC1000124U_dDIM02-501